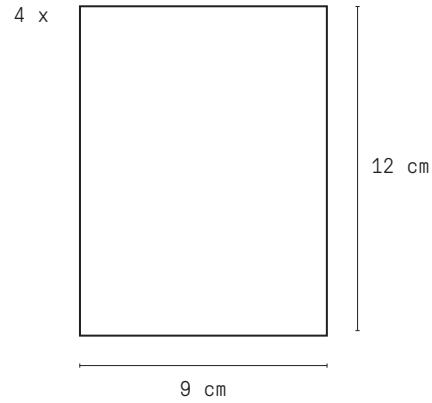


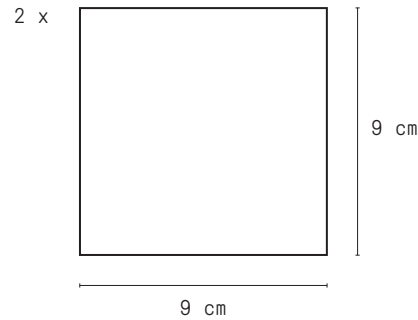
Make your own house in cardboard

1 The shape of the house

Find a cardboard box that measures approx. 12 cm x 9 cm - or cut four identical pieces of cardboard measuring 12 cm x 9 cm.



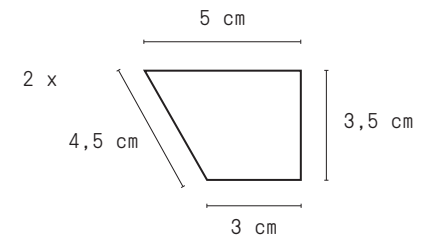
Cut/cut the roof of the house from two identical pieces of cardboard measuring 9 cm x 9 cm.



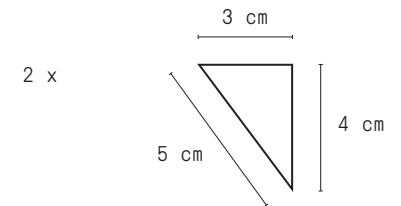
2 The twig of the house

Cut out five pieces of cardboard:

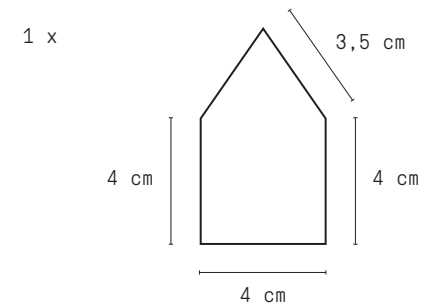
The roof of the twig



The sides of the twig

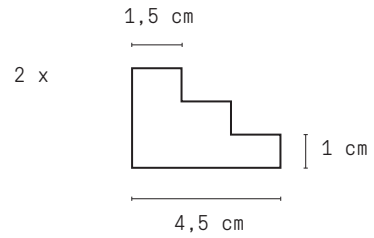


The front of the twig

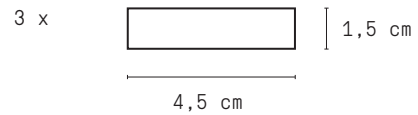


3 The stairs of the house

Cut out two identical pieces for the sides of the stairs:



Cut out three steps:



4 Glue all the parts together with a glue gun:

5 The facade of the house

Find some nice paper and cut small squares for bricks. Glue them on with a glue stick.

6 Cut out windows and doors where you think they should be.

Now the house is fine and finished.